

Mon., September 10, 2018 GA

- Complete the warm-up.
- Collect notes outline from front table.



Answer in 2-3 complete sentences. Are these pears SHAPES or FORMS? What did the artist do to make them so?

Today, we will:

1, 6: Introduce Clay

- Students will be able to identify and experiment with CLAY materials, tools, and techniques.

3, 5: Introduce Masks

- Students will be able to discuss how artworks reflect ideas, images & symbols from the culture within which they were made.
- Students will be able to develop plans for his/her own artwork (sketch, notes).
- Students will be able to explain use of subject matter, symbols and/or themes in his/her own artwork.

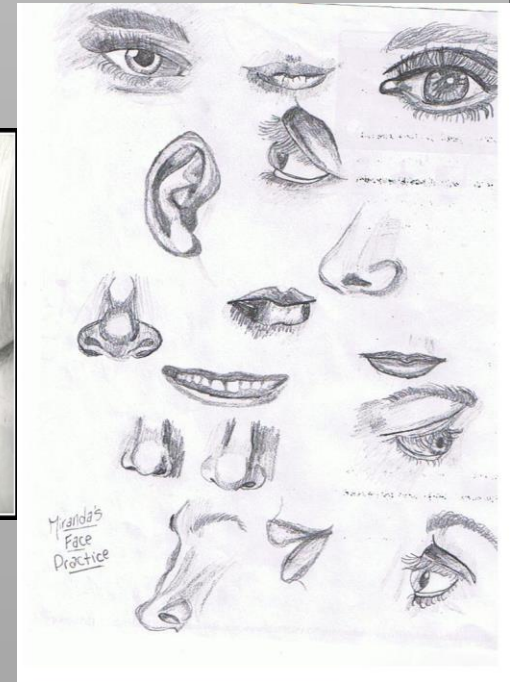
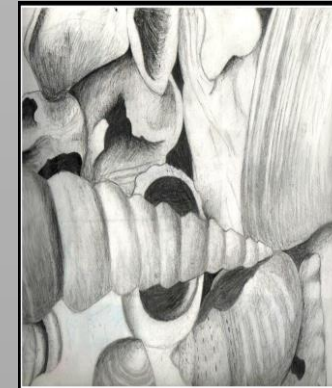
SB8 and 9: DUE 9/12 or 9/13

8: Free Sketch

- School appropriate
- Fill the page; color/shade

9: Parts of the face

- Practice drawing eyes, nose, mouth, etc. 3 MINIMUM (**more if they are small**)
- Draw how it really looks, not how you think it looks
- Add as many details as you can
- Fill the page



Monday, Sept. 10, 2018 **Intro**

- Complete the warm-up.
- Collect matrix and prints from the drawer.

Today, we will:

- Work on printmaking
- *****QUIZ TUESDAY*****

Students will be able to demonstrate purposeful use of a range of **materials, tools, and techniques** in his or her own artwork (PRINTMAKING).




Answer in 3-5 complete sentences. A classmate has brought you his/her Artist Proof. What changes or corrections do you suggest?

SB 8: Due 9/13

8: 3 Animals Wearing Clothes

- Fill page
- Color/shade



Tues., September 11, 2018 GA

- Complete the warm-up.
- Clear table.



Answer in 2-3 complete sentences. What did the artist do to suggest the illusion of SPACE in this painting?

Today, we will:

1, 6: Begin Clay Construction

- Students will be able to identify and experiment with CLAY materials, tools, and techniques.

3, 5: Research & sketch mask design

- Students will be able to discuss how artworks reflect ideas, images & symbols from the culture within which they were made.
- Students will be able to develop plans for his/her own artwork (sketch, notes).
- Students will be able to explain use of subject matter, symbols and/or themes in his/her own artwork.

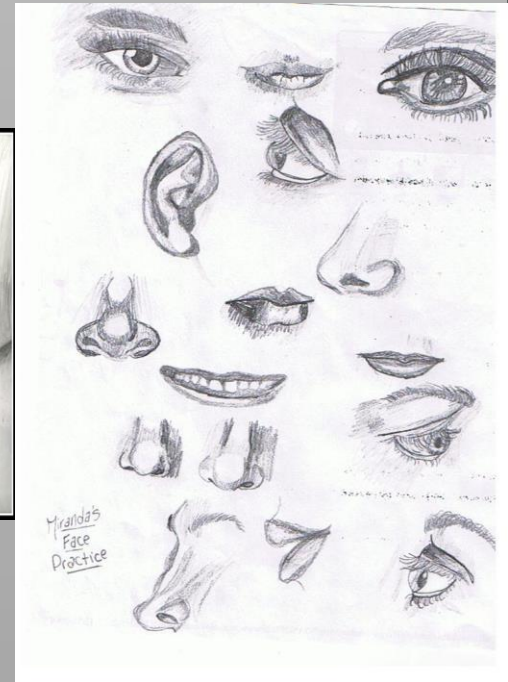
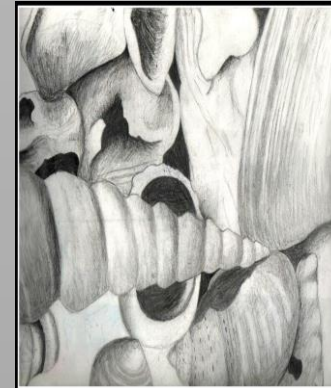
SB8 and 9: DUE 9/12 or 9/13

8: Free Sketch

- School appropriate
- Fill the page; color/shade

9: Parts of the face

- Practice drawing eyes, nose, mouth, etc. 3 MINIMUM (**more if they are small**)
- Draw how it really looks, not how you think it looks
- Add as many details as you can
- Fill the page



Tuesday, Sept. 11, 2018 Intro

- Complete the warm-up.
- Clear table except for a pencil.



Answer in 3-5 complete sentences. What did the artist do to suggest the illusion of SPACE in this painting?

Today, we will:


- Take printmaking quiz
- Work on printmaking

Students will be able to demonstrate purposeful use of a range of **materials, tools, and techniques** in his or her own artwork (PRINTMAKING).

SB 8: Due 9/13

8: 3 Animals Wearing Clothes

- Fill page
- Color/shade



Wed., September 12, 2018 GA

- Turn in sketchbook
- 1: Clear table
- 3, 5: Clear table and cover with newspaper

Today, we will:

1: Continue clay construction

- Students will be able to identify and experiment with CLAY materials, tools, and techniques.

3, 5: Create plaster masks

- Students will be able to discuss how artworks reflect ideas, images & symbols from the culture within which they were made.
- Students will be able to develop plans for his/her own artwork (sketch, notes).
- Students will be able to explain use of subject matter, symbols and/or themes in his/her own artwork.


WHAT IS THE VISUAL PUN?



SB10: DUE 9/19

School days

- Draw a representation of your favorite part of school
- Fill the page
- Color/Shade



Thur., September 13, 2018 GA

- Turn in sketchbook
- Clear table

Today, we will:

6: Continue clay construction

- Students will be able to identify and experiment with CLAY materials, tools, and techniques.


WHAT IS THE VISUAL PUN?



SB10: DUE 9/20

School days

- Draw a representation of your favorite part of school
- Fill the page
- Color/Shade



Thursday, Sept. 13, 2018 **Intro**

- Turn in sketchbook
- Collect matrix and prints

WHAT IS THE VISUAL PUN?



Today, we will:

- Work on printmaking

Students will be able to demonstrate purposeful use of a range of **materials, tools, and techniques** in his or her own artwork (PRINTMAKING).

SB 9 and 10: Due 9/20


9: Free Sketch

- School appropriate
- Fill page
- Color/shade



10: Clothing item on hanger

- Fill page
- Color/shade



Fri., September 14, 2018 GA 1,6

- Collect sketchbook
- Complete warm-up
- Clear table



Answer in 2-3 complete sentences.

What must we do to attach the body parts, etc. to our clay monsters? Use terms learned in class.

Today, we will:

1, 6: Continue clay construction


- Students will be able to identify and experiment with CLAY materials, tools, and techniques.



SB10: DUE 9/19

School days

- Draw a representation of your favorite part of school
- Fill the page
- Color/Shade



Fri., September 14, 2018 GA 3,5

- Collect sketchbook
- Complete warm-up
- Open sketchbook to Elements notes

Today, we will:
3, 5: Take Principles of Design notes




Answer in 2-3 complete sentences. Do the ELEMENTS of ART apply to masks? Justify your answer.

SB10: DUE 9/19

School days

- Draw a representation of your favorite part of school
- Fill the page
- Color/Shade



Friday, Sept. 14, 2018 **Intro**

- Collect sketchbooks
- Collect matrix and prints



Answer in 3-5 complete sentences.

Tell me about your printmaking experience: Did you enjoy it? Which part was most difficult? Easiest? If you could change one thing about your print what would it be?

Today, we will:

- Work on printmaking

Students will be able to demonstrate purposeful use of a range of **materials, tools, and techniques** in his or her own artwork (PRINTMAKING).

SB 9 and 10: Due 9/20

9: Free Sketch

- School appropriate
- Fill page
- Color/shade

10: Clothing item on hanger

- Fill page
- Color/shade

